

# Western blot processing with the push of a button...

79:42 hour  
min

79:33 00:01 W1

00:01 00:01 W2

00:01 00:02 W3



- Incubate primary and secondary antibodies up to 144 hours
- Wash and block automatically
- Remove variability, improve consistency and increase signal

**TRY IT FREE 1-MONTH TRIAL  
CALL 1-888-490-4443**

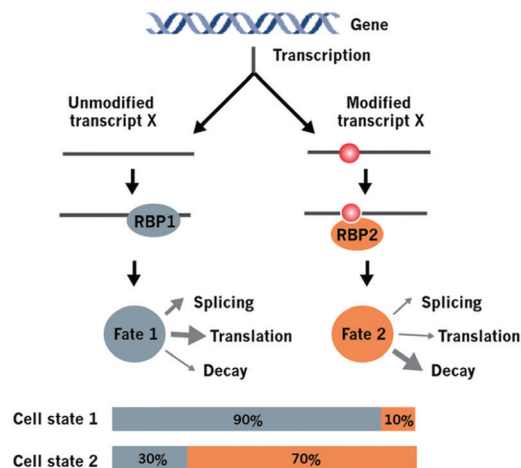


**BlotCycler**<sup>™</sup>  
mini  
by PRECISION BIOSYSTEMS

[www.blotcycler.com](http://www.blotcycler.com)



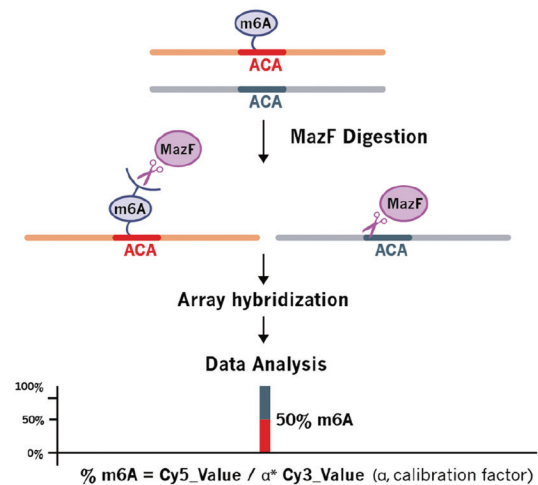
# Study m6A Modifications Like Never Before



**Fig. 1.** m6A modified RNAs are immunoprecipitated and compared with the input RNAs in two-color channels of the Epitranscriptomic Array to accurately measure the modification percentage and abundance level for each transcript. The percentage of modification of “transcript a” RNA determines its different cell fates, e.g. for protein translation or RNA decay.

## Epitranscriptomic Array

- Quantifying the percentage of modification for each transcript
- Coverage of mRNAs, lncRNAs, circRNAs and more
- RNA modifications at transcript-specific level
- Low sample amount, starting from 1 ug total RNA



**Fig. 2.** Unmethylated (ACA) sites, but not methylated (m6ACA) sites, are cleaved by RNase MazF. The MazF treated and corresponding untreated sites are compared in two-color channels of the m6A Single Nucleotide Array to accurately quantify the m6A modification percentage, and abundance level at precise single nucleotide resolution.

## m6A Single Nucleotide Array

- A new orthogonal methodology for m6A detection
- Single-Nucleotide resolution for m6A site location
- Quantifying the percentage of m6A site modification
- Reliable m6A site collection and systematic annotations
- Low sample amount, starting from 1 ug total RNA

To learn more: [www.arraystar.com](http://www.arraystar.com)



## Proven to block >99% of aerosol contaminants\*

Eliminate harmful aerosol transfers between samples with TipOne® filter tips. Pipetting generates aerosols that can be transferred from one sample to another. The right filter tips can prevent contamination of sensitive experiments and loss of time and/or are samples. Our ultra high density filters are proven to block >99% of aerosol contaminants.

With TipOne, your results will not be compromised by potentially bioactive ingredients.

### TipOne® Filter Tips:

- Filters block >99% of aerosols\*
- No additives that could interfere with samples
- Secure tip fit with low application force
- Convenient hinged racks
- Empty racks can be refilled with other TipOne tips
- Fully traceable lot numbers on each rack
- TipOne is manufactured in the USA

\*Original TipOne with ultra high density filters. Additional information and product sizes available at [www.usascientific.com](http://www.usascientific.com). Sterilized and certified free of detectable RNase, DNase, DNA, and pyrogens.

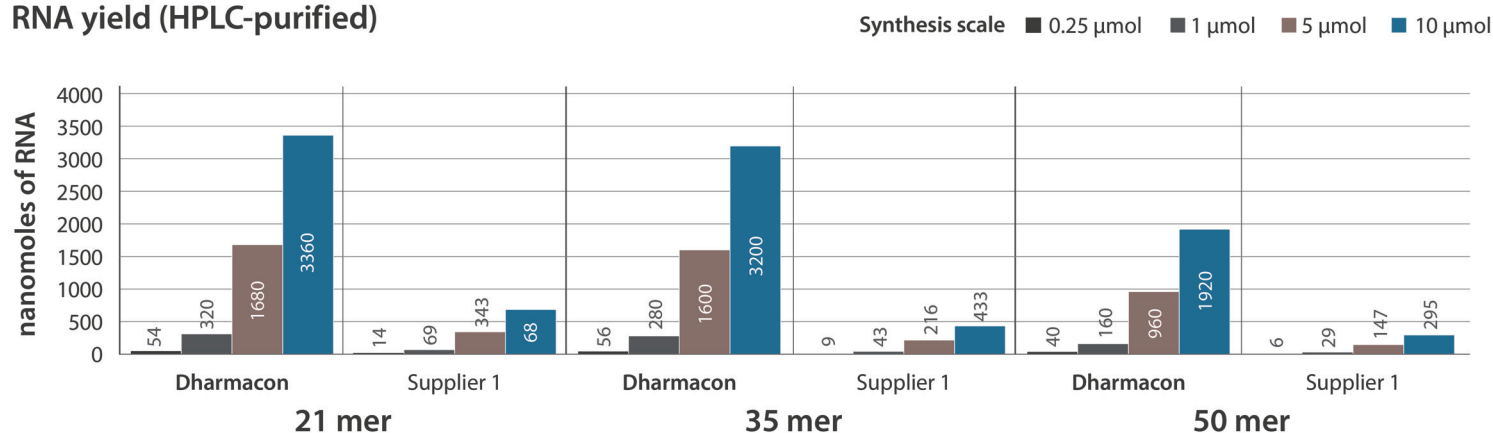
**USA**  
SCIENTIFIC®  
[usascientific.com](http://usascientific.com)

## Meet your custom RNA requirements with our nearly limitless synthetic options.

If your NMR, crystallography, or RNA binding study requires a non-standard chemical modification or a commercially unavailable modified nucleobase, we can help. For more than 20 years our chemists have utilized Dharmacon™ proprietary 2' ACE chemistry to synthesize RNA with superior yield and quality giving you the flexibility you need.

**Better RNA yields give you more for your money.**

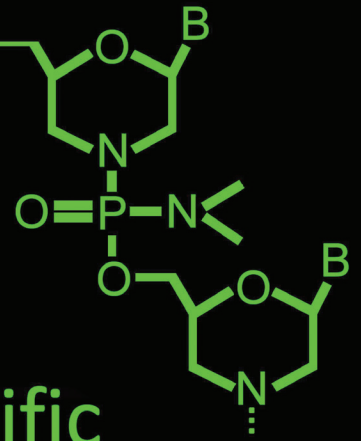
### RNA yield (HPLC-purified)



The yield for RNA oligos of three different lengths was compared for all available synthesis scales between Dharmacon and a competitor.

GENE TOOLS, LLC

[www.gene-tools.com](http://www.gene-tools.com)



A Morpholino oligo works like sequence-specific masking tape, blocking a section of RNA.

Halt the initiation complex.

Block snRNP binding.

Inhibit miRNA maturation.

Mask a poly-A tail signal.


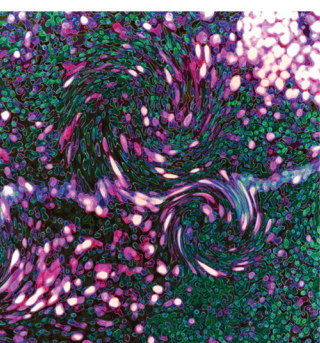
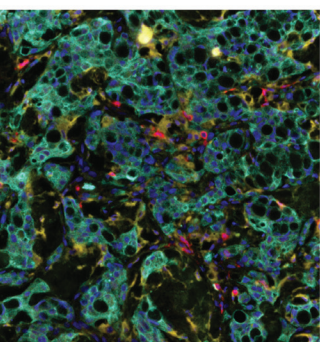
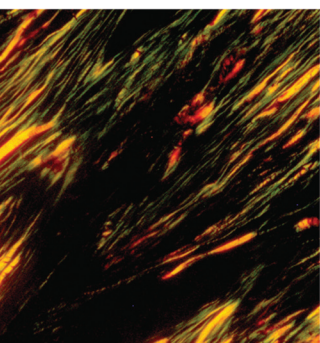

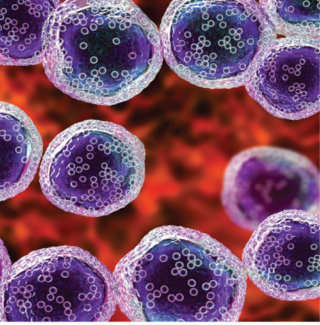
Switch splice regulation.

Invade RNA secondary structure.

Proven technology:

Four FDA-approved drugs

Over 11,000 publications



**AACR** American Association  
for Cancer Research®

# 2022 SCIENTIFIC CONFERENCES

Presenting the most significant research on cancer etiology,  
prevention, diagnosis, and treatment

## **Rethinking DCIS: An Opportunity for Prevention?**

**September 8-11, 2022 | Philadelphia, PA**

Conference Cochairs: Lisa M. Coussens,  
Laura J. Esserman, Kornelia Polyak,  
and Jorge S. Reis-Filho

## **Pancreatic Cancer**

**September 13-16, 2022 | Boston, MA**

Conference Cochairs: Andrew M. Lowy,  
Marina Pasca di Magliano,  
Robert H. Vonderheide, and Jen Jen Yeh

## **15th AACR Conference on The Science of Cancer Health Disparities in Racial/Ethnic Minorities and the Medically Underserved**

**September 16-19, 2022 | Philadelphia, PA**

Conference Cochairs: Kevin L. Gardner,  
K. Sean Kimbro, Martin Mendoza,  
Camille C. R. Ragin, and Claradina Soto

## **Sixth CRI-ENCI-AACR International Cancer Immunotherapy Conference: Translating Science into Survival**

**September 28-October 1, 2022 | New York, NY**

Conference Cochairs: Özlem Türeci,  
E. John Wherry, and Jedd D. Wolchok

## **Colorectal Cancer**

**October 1-4, 2022 | Portland, OR**

Conference Cochairs: Jiyoung Ahn,  
Robert J. Coffey, and Scott Kopetz

## **Cancer Epigenomics**

**October 6-8, 2022 | Washington, D.C.**

Conference Cochairs: Scott A. Armstrong,  
Howard Y. Chang, Arul M. Chinnaiyan,  
and Margaret A. Goodell

## **Tumor Immunology and Immunotherapy**

**October 21-24, 2022 | Boston, MA**

Conference Cochairs: Thomas F. Gajewski,  
Jennifer A. Wargo, and Jedd D. Wolchok

## **Innovation and Biomarkers in Cancer Drug Development (IBCD): A Joint Meeting Presented by the EORTC, NCI, EMA, and AACR**

**October 25, 2022 | Barcelona, Spain**

Scientific Committee Cochairs: Roberto Salgado,  
Tracy G. Lively, and David B. Solit

## **EORTC-NCI-AACR Molecular Targets and Cancer Therapeutics Symposium**

**October 26-28, 2022 | Barcelona, Spain**

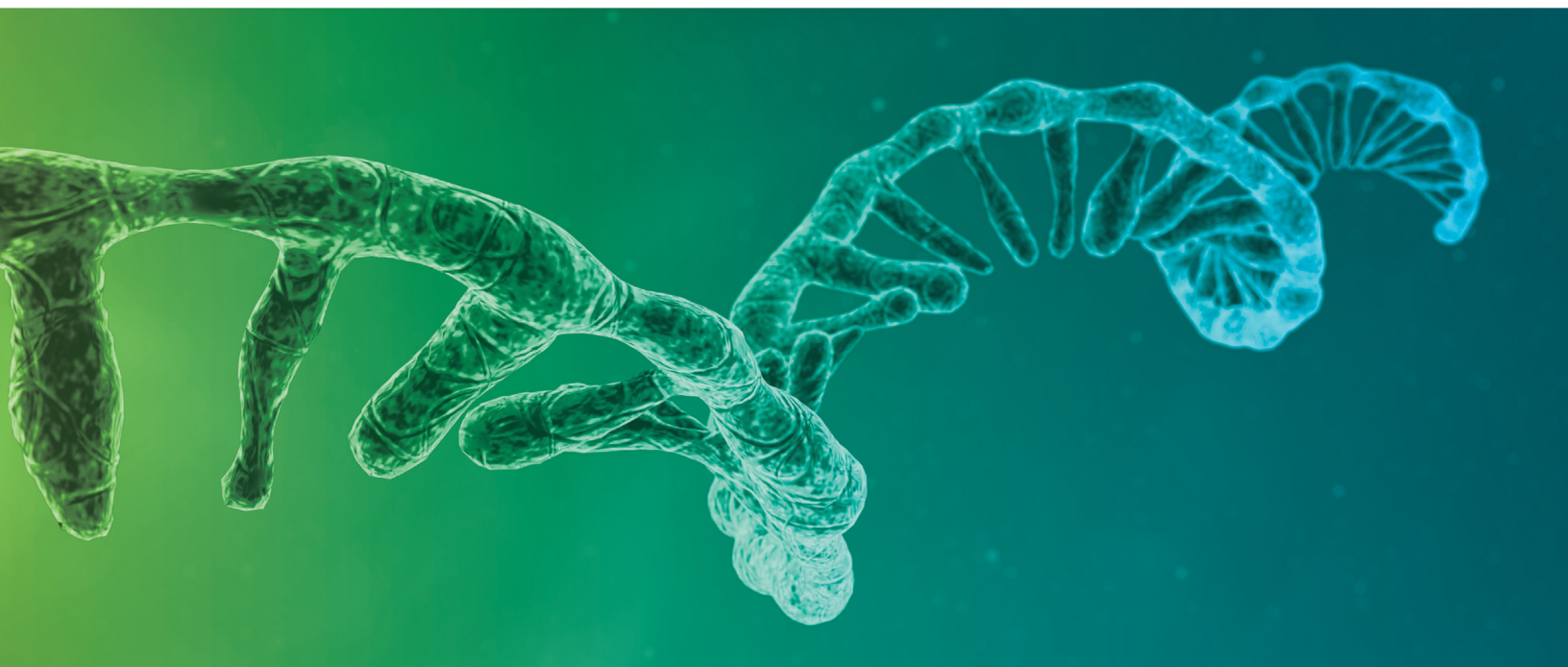
Scientific Committee Cochairs: Ruth Plummer,  
James L. Gulley, and Lillian L. Siu

*Due to the nature of the COVID-19 pandemic, dates may be subject to change.*

Learn more and register at  
[AACR.org/Calendar](https://AACR.org/Calendar)

Follow us @AACR





## All-in-one and one for all!

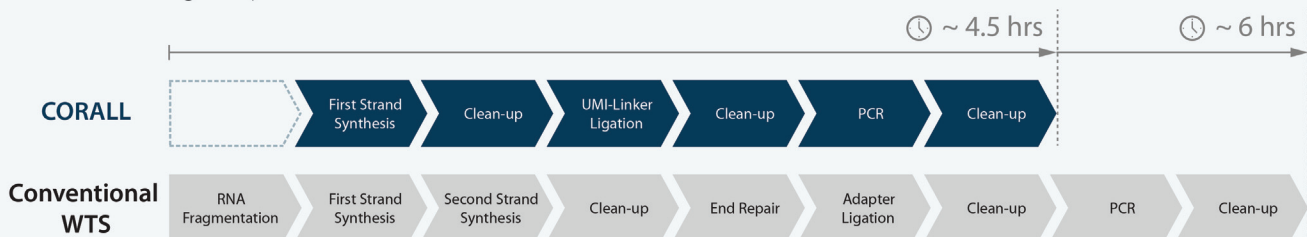
Get the best sequencing results with CORALL RNA-Seq V2 - Lexogen's all-in-one whole transcriptome RNA-Seq library preparation kit for all samples.

For more information and additional resources, please visit our website.



### Fast, flexible, and fragmentation-free library prep in just 4.5 hours

CORALL RNA-Seq only requires 6 steps, saving valuable time and allowing the preparation of sequencing-ready-libraries in a single day.



### Exceptional performance on low input and low quality samples

CORALL RNA-Seq V2 supports the widest input range (1 ng - 1000 ng) with excellent performance for low input RNA. The highly sensitive protocol delivers exceptional results for difficult samples, such as FFPE RNA.



# SKIP the SYNTHESIS —And the Hassle.

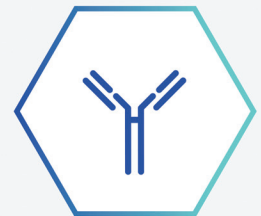
Get high-quality readymade mRNAs for:



Transfection  
efficiency



Genome editing,  
including Cas9



Antigen expression  
modeling

Leading the Way in mRNA™

[trilinkbiotech.com/browse/stocked-mrnas](https://trilinkbiotech.com/browse/stocked-mrnas)

©2022 TriLink BioTechnologies. All Rights Reserved.

 **TriLink**  
BIOTECHNOLOGIES  
part of Maravai LifeSciences